
FOURTH OF JULY

Fourth Crackers

The Fourth of July is always a fun family time. And the day is never complete without firecrackers. Since firecrackers do not transfer well over the internet, on the following pages you will find instructions to make some rather unique "firecrackers" for your celebrations. Below you will find "Chococrackers" that the whole family will enjoy. We enjoy setting the tables with red and white checked tables and using red bandannas for napkins. The children can join the fun by making the "Quietcrackers" for the guests and decorating the table with them.

Chococrackers Supplies

CUPCAKE INGREDIENTS

1 3/4 cup sugar

1 cup flour

4 eggs

4 squares unsweetened chocolate

1 cup butter

1 teaspoon vanilla

ICING INGREDIENTS

2 cups powdered sugar

4 tablespoons unsalted butter

4 tablespoons heavy cream

1 teaspoon vanilla

1/8 teaspoon salt


ADDITIONAL SUPPLIES

1 box of sparklers

red food coloring

coconut or red sugar crystals

clear blue decorating gel



FOURTH OF JULY

Fourth Crackers, Page 2

CUPCAKE DIRECTIONS

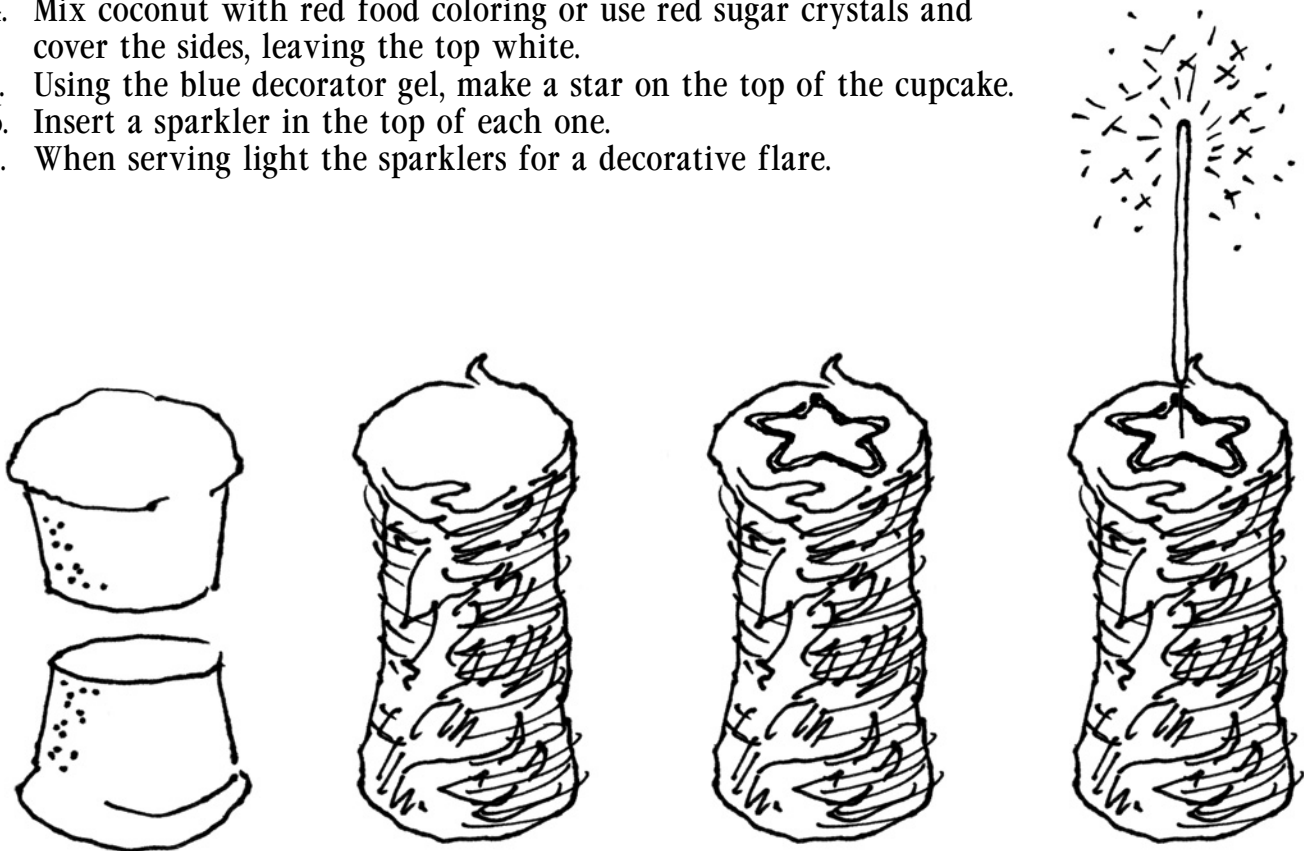
Combine sugar, flour, and eggs. Blend, do not over beat. Melt chocolate and butter in a double boiler. Cool. Combine flour mixture, chocolate mixture and vanilla. Blend and pour into greased muffin tins, about 3/4 full. Bake at 325 degrees for 30 to 40 minutes. (Makes 16 individual cupcakes and will make 8 chococrackers.)

ICING DIRECTIONS

In medium bowl beat first three ingredients, then add the rest of the ingredients and beat until smooth.

ASSEMBLY DIRECTIONS

1. Cook cupcakes and cool. Make icing.
2. Attach the bottoms of two cupcakes using icing to hold them together.
3. Ice the cupcakes, covering all surfaces.
4. Mix coconut with red food coloring or use red sugar crystals and cover the sides, leaving the top white.
5. Using the blue decorator gel, make a star on the top of the cupcake.
6. Insert a sparkler in the top of each one.
7. When serving light the sparklers for a decorative flare.



FOURTH OF JULY

Fourth Crackers, Page 3—Quietcrackers

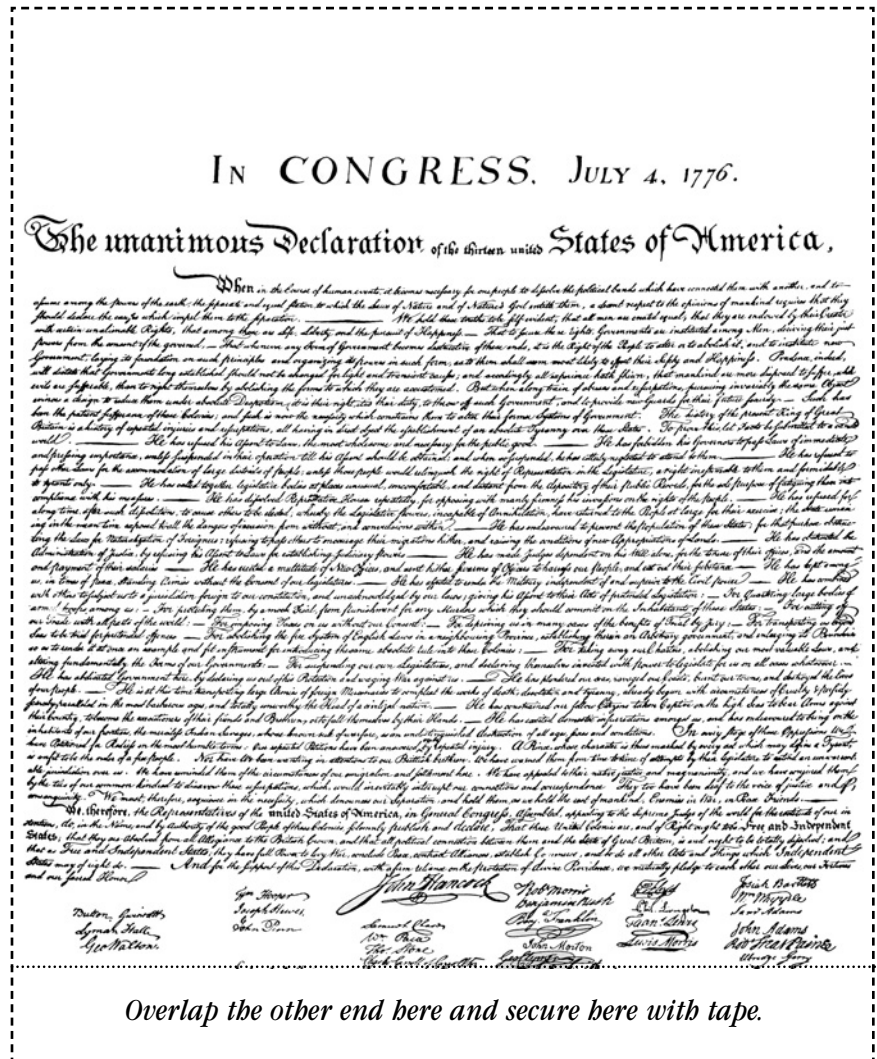
Christmas parties in England often include “crackers.” These are usually filled with small toys and paper crowns and explode with a loud pop when opened. Following are instructions on how to make a fun variation of these for the Fourth.

Supplies

- toilet paper tube
- red tissue paper
(at least 8" x 6")
- tape
- blue ribbon
- colored pencils or crayons
- filler (candy, toys, snacks)

Directions

Fill the toilet paper tube with a fun assortment of items like red, white and blue M&M's, popcorn, Cracker Jack, balloons, small “five and dime” plastic toys, confetti, bubble gum, etc. Roll the filled tube in the tissue paper, taping it and twisting and tying off the ends with ribbon. Color and cut out one of the designs on these pages and wrap around the tissue-covered tube, taping it securely. At dinner have everyone pull off the ends and make loud popping noises!



Overlap the other end here and secure here with tape.

**FOURTH
OF JULY**
*Fourth
Crackers,
Page 4*



Overlap the other end here and secure here with tape.



Overlap the other end here and secure here with tape.